



# RRL Station Firmware Upgrade Release

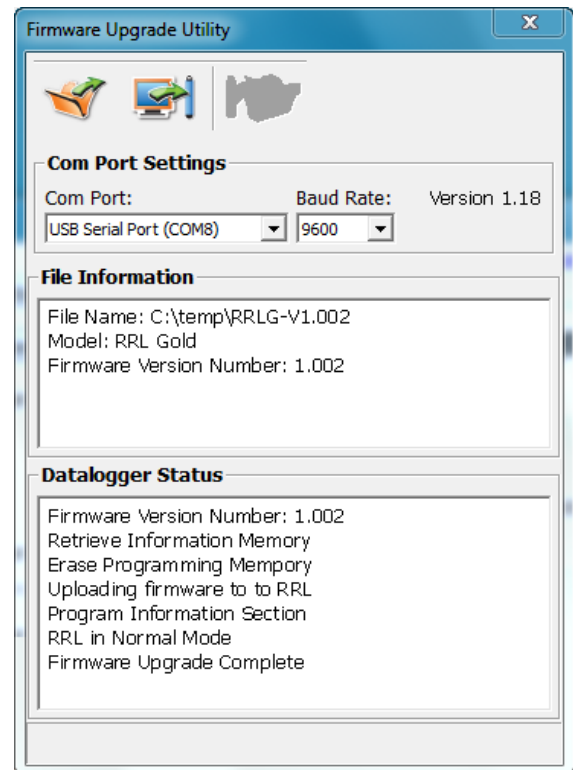
## Firmware Upgrade V1.002 - January 2, 2012

RRL Stations have been designed with firmware that is easy to update whenever useful new functions or other improvements become available, as with software releases.

To update the firmware in your RRL Station, go to the Solinst Website at: <http://www.solinst.com/Downloads/> where you can obtain a link to the RRL firmware update file that is contained within a Zip Archive. Make sure you unzip the Archive to access the firmware \*.ssf file.



- 1) Use an RS232 serial cable to connect the RRL Station to the PC.
- 2) Ensure you have installed the RRL Remote Utility Software on your PC. There will be a Firmware Upgrade Utility shortcut added to your desktop.
- 3) Open the Firmware Upgrade Utility and make sure the Baud Rate is set to 9600.
- 4) Click the 'Open'  button, which should open a file dialog asking for the firmware file (\*.ssf) to upload. Navigate to the directory where the firmware file was saved on your PC, then click on the file and click 'Open'.
- 5) Check the 'Firmware File Information' box to make sure that the opened file is the right one.
- 6) Click the 'Upload Firmware'  button to start the firmware upload process.
- 7) If a communication error occurs and is indicated in the Information Window either before the "Verified Program Checksum" message or after the "Program Information Section", then restart the upgrade process.



**Note:** When conducting a firmware upgrade, DO NOT interrupt the process prior to completion (This may take 30 minutes). If the notice "The firmware version in the RRL is more recent, continue the firmware updated?" appears, you must select "Continue". Selecting "No" or otherwise interrupting the upgrade process will make the RRL Station unable to communicate with STS/RRL Gold software. To correct this, the firmware must be re-upgraded, and allowed to fully complete installation. Installation is not complete until a note appears at the base of the program window indicating "Firmware Upgrade Completed".

®Solinst and Levellogger are registered trademarks of Solinst Canada Ltd.

Printed in Canada  
January 10, 2012

**For further information contact: Solinst Canada Ltd.**  
Fax: +1 (905) 873-1992; (800) 516-9081 Tel: +1 (905) 873-2255; (800) 661-2023  
35 Todd Road, Georgetown, Ontario Canada L7G 4R8  
Web Site: [www.solinst.com](http://www.solinst.com) E-mail: [instruments@solinst.com](mailto:instruments@solinst.com)

**Solinst®**